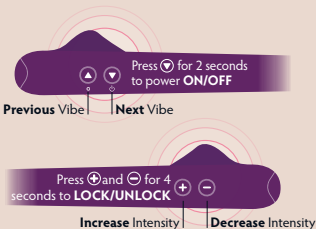


GETTING STARTED



USING CRESCENDO 2: One shape does not fit all. Crescendo 2 is designed adapt to different body shapes & sizes. Simply bend Crescendo 2 with your hands to take the shape that works best for you. Use Crescendo 2 to precisely reach & deliver targeted powerful vibrations to areas you couldn't before. Use solo or with your partner.



CHARGING CRESCENDO 2: Connect the micro USB wire to the port on the back and the other end to any USB plug or computer for power. The light on the back of Crescendo 2 will blink amber to indicate it is charging. When the light goes green, charging is complete and you're ready to go! Charge for 60 mins before use.



MYSTERYVIBE APP: Download the free app and follow the instructions to connect to Crescendo 2. Create your own vibes and control Crescendo 2 from your phone.




WARRANTY INFORMATION: Register your Crescendo 2 at mysteryvibe.com/register to activate your warranty and get exclusive offers.

DISCOVER CRESCENDO 2

COUPLES PLAY

Lie on your back, your partner holding your legs apart (or for extra comfort, lean them on your partner's shoulders). As your partner penetrates you, hold Crescendo 2 against your clitoris. Share the buzz by placing Crescendo 2 further down so that your partner feels the vibrations against their penis.




SOLO PLAY

Insert Crescendo 2 so that one end is stimulating your G-spot and the other is firmly resting between your labia on your clitoris. Lie back and lift your legs to tighten your grip and alternate your leg movement depending on the position that stimulates you the most.



APP PLAY

With Crescendo 2 bent in a U-shape inside of you stimulating your clitoris and G-spot, give your partner the control with the free MysteryVibe app.



Discover more positions at mysteryvibe.com/play

M Y S T E R Y V I B E